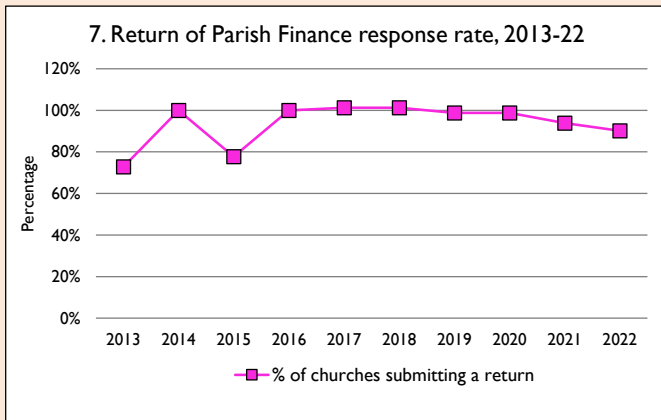
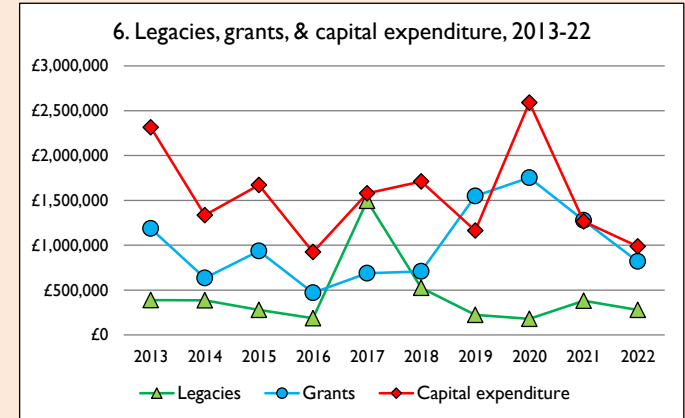
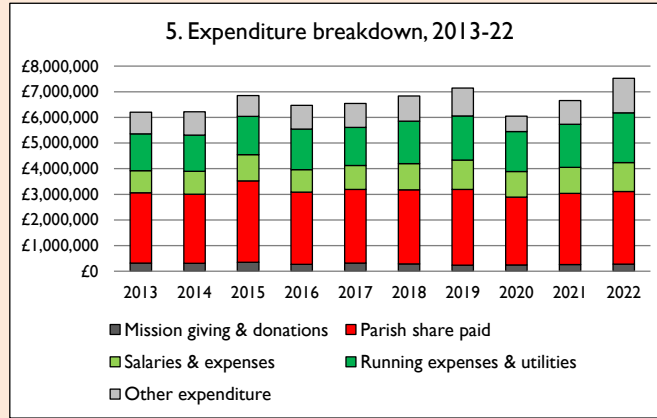
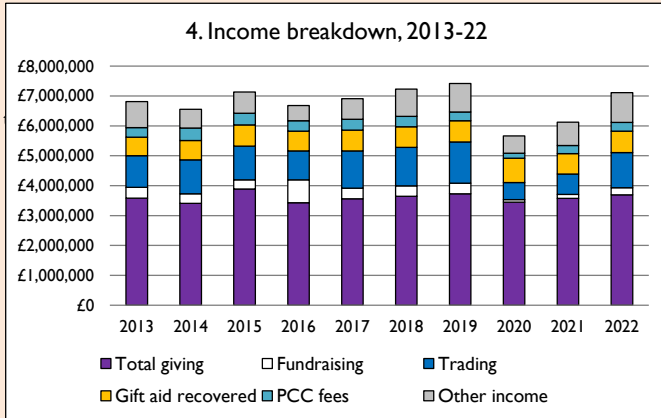
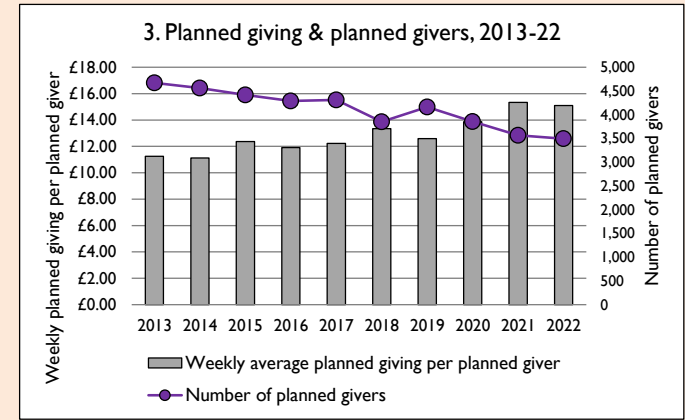
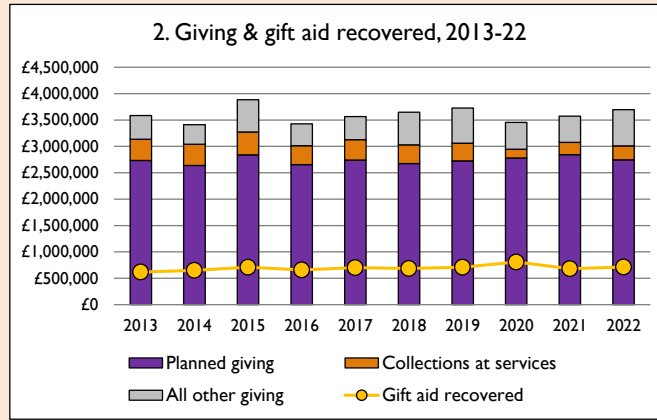
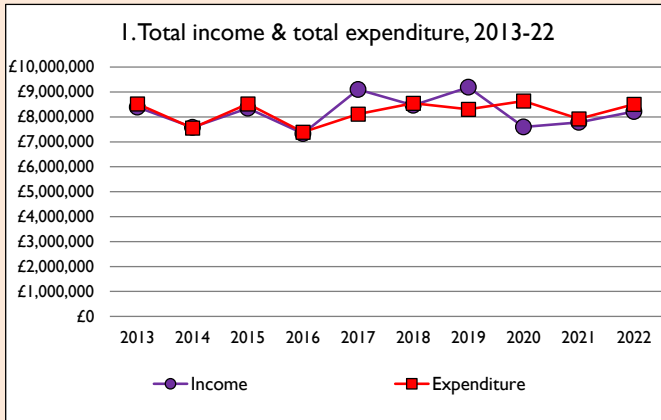


Finance dashboard for the Archdeaconry of LEEDS in the Diocese of Leeds



Weekly average planned giving per planned giver (2022)

Archdeaconry: £15.10
Diocese: £13.31

Notes & definitions

This dashboard contains figures for churches currently in the archdeaconry. It includes **submitted figures & estimates** for churches that did not submit returns.

Graph 2 shows a detailed breakdown of the **Total giving** figure in graph 4.

Graph 3: **Planned giving** = Tax efficient planned giving + Other planned giving; **Planned givers** = Tax efficient planned givers + Other planned givers.

Graph 4 shows income other than grants and legacies.

Graph 4: **Total giving** = Tax efficient planned giving + Other planned giving + Collections at services + All other giving, including Special Appeals.

Graph 4: **Other income** = Dividends, interest, income from property + Any other income.

Graph 5 shows expenditure other than capital expenditure.

Graph 5: **Other expenditure** = Fund-raising activities + Mission and evangelism costs + Cost of trading + Other expenses.

Graph 5: **Running expenses & utilities** also includes governance costs.

Graphs 1-6: Unrestricted and Restricted amounts have been combined.

For further definitions please see the guidance notes attached to the Return of Parish Finance:

<https://parishreturns.churchofengland.org/>

Number of churches in archdeaconry (2024): 81

Number of parishes in archdeaconry (2024): 71

Archdeaconry code: 463

Variations in figures from year to year may be the result of changes in parish/archdeaconry structure, or imperfectly estimated figures for non-reporting churches.

Number of churches that submitted a return: 2013 59; 2014 81; 2015 63; 2016 81; 2017 82; 2018 82; 2019 80; 2020 80; 2021 76; 2022 73.

Produced by the Data and Analysis team, Church House, Great Smith Street, London SW1P 3AZ. Date of production: 28/2/24.

Every effort has been made to ensure that data are reliable. We would be grateful to be notified of any significant errors or omissions by email to statistics.unit@churchofengland.org



Follow us on Twitter:
@cofstats

